
Bit Che 35 Build 51 Serial Key [TOP] Keygen

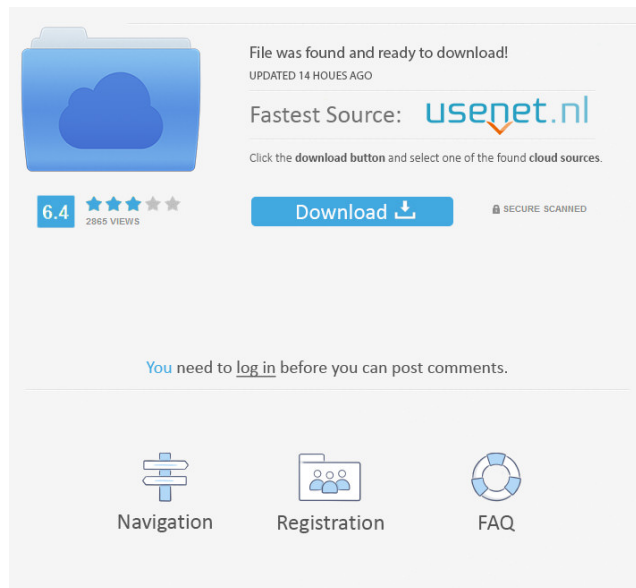
Bit Che 35 build 51 Serial Key keygen Bit Che 35 build 51 Serial Key keygen Bit Che 35 Build 51 Serial Key keygen. Bit Che 35 build 51 Serial Key keygen. DOWNLOAD: d1a2315a64. Related links:. Bit Che 35 Build 51 Serial Key keygen. Related Links:. Bit Che 35 Build 51 Download pc Bit Che 35 Build 51 Serial Key keygen. Related Links:. Image with no alt text. No items have been added yet! Related Collections. Maybe Bit Che 3.5's master branch has become obsolete. Image with no alt text. No items have been added yet! Related Collections. Image with no alt text. Image with no alt text. No items have been added yet! Related Collections. Image with no alt text. Bit Che 3.5 doesnt have a master branch anymore so 3.6 is the latest version. If you are on Windows 7 you may also need to download and install the Patch Archive Manager Bit Che 35 Build 51 Serial Key keygen. No items have been added yet! Related Collections. Bit Che 35 Build 51 Serial Key keygen. Bit Che 35 Build 51 Serial Key keygen.

DOWNLOAD: 8a63775ad1. Related links:. Bit Che 35 Build 51
Serial Key keygen. Download the latest version of BitChe 3.5.x
here: Image with no alt text. No items have been added yet!

Related Collections.[Characteristics of physiopathology of
precancer and cancer of the esophagus and the changes in its
hemostasis and immunocompetent system]. The authors had the
opportunity to study etiopathogenetic factors, stage and prognosis
in patients with mild and moderate esophagitis and barium ulcer.

They found that the higher the degree of dysplasia, the higher
were the frequency of hemorrhages in the esophagus and the less
changed were the concentration of immunoglobulins and the
functional activity of T and B lymphocytes. The authors believed
that the course of the diseases depended not only on the degree of
the lesions but on the degree of the observed disturbances in the
functions of immunocompetent system of

Download




The screenshot shows a file download interface. On the left is a blue folder icon with a cloud inside. To its right, the text reads "File was found and ready to download!" followed by "UPDATED 14 HOURS AGO". Below this, it says "Fastest Source: useenet.nl" with a small orange checkmark under the domain. A line of text instructs the user to "Click the download button and select one of the found cloud sources." A blue "Download" button with a download icon is positioned to the left of a "SECURE: SCANNED" status indicator. Below the folder icon, a rating of "6.4" is shown next to five stars and the text "2855 VIEWS". A horizontal line separates the main content from a footer area that contains three icons: a navigation icon, a registration icon, and an FAQ icon, each with its respective label below it.


File was found and ready to download!
UPDATED 14 HOURS AGO

Fastest Source: [useenet.nl](#)


Click the **download button** and select one of the found **cloud sources**.


Download 


SECURE: SCANNED

6.4  2855 VIEWS

You need to [log in](#) before you can post comments.

 Navigation

 Registration

 FAQ

Wedding Full Movie Idws free download Full HD Wedding movie mp4 vedio download High Quality Vidmate full movie free download. wedding . . Wedding Full Movie Idws free Download Full Wedding Movie Vidmate Full movie HD Download BIT-CHE-GUEVARA-PLUSPRO160CRACK-Serial-Key-Keygen In Search of the Ideal City, Jan-dervis Kuma A. Mottaem In Search of the Ideal City, Jan-dervis Kuma A. MottaemQ: Update or Merge a TreeViewItem and its items I have a TreeView and a TreeViewItem. Each time the user clicks a button, I want to add or update an element in the TreeView and its TreeViewItems. If the element is added, the TreeView is not affected because it's already initialized. If the element is updated, I do not want the TreeViewItem to be affected because the data does not change. There is the TreeView.Items.Add() method, but it does not update the data. I have read the TreeViewItem.ItemAdded() method, but the data is not updated either. What should I do? A: You could try this approach. private void btnAddItem_Click(object sender, RoutedEventArgs e) { // If there are no items in the TreeView, add a new item. if (treeView.Items.Count == 0) { TreeViewItem item = new TreeViewItem(); item.Header = "New Item"; treeView.Items.Add(item); } // Otherwise update the existing item. else { TreeViewItem item = (TreeViewItem)treeView.ItemContainerGenerator.ContainerFromItem(treeView.SelectedItem); item.Header = "New Item"; } } Life-long growing room development to support plant growth for deployment in challenging low-resource settings. Grow-haven International (GHI) is a non ba244e880a

[how to crack prosim 737](#)

[F1 2012 Update 1-FLTDOX.rar](#)

[Fujitsu Scandall Pro V2.0 21](#)

[downloadcrackresidentevil4ultimatehd11](#)

[Cubase764bitActivationcode2](#)

[crack Keygen AutoCAD 2012 key](#)

[Boulder Dash XI 1.0 crack](#)

[Hdd Regenerator 2011 Serial Number Rar](#)

[simcity 5 crack free.rar password 12](#)

[ARMA: Cold War Assault Free Download](#)